



DCSS[®]

Backing Tradies Since 2002



PRODUCT CATALOGUE

2025



 radioparts.com.au
 (03) 9321 8300
 info@radioparts.com.au

Contents

Power Supplies 3

USB Power Supplies.....	3
<i>PD Quick Chargers</i>	3
<i>USB-C Chargers</i>	3
<i>Travel Chargers</i>	3
Switchmode Power Supplies	4
<i>Plug Types</i>	4
<i>Wall & Desktop Power Supplies</i>	4
<i>For Raspberry Pi</i>	5
Interchangeable Tips	6
<i>DC Plugs</i>	6
<i>DC To Screw Terminals</i>	6

Power Leads 7

Power Boards & Extension Leads	7
<i>Power Boards</i>	7
<i>Extension Leads</i>	7
Appliance Power Leads	8
<i>IEC-C5</i>	8
<i>IEC-C7</i>	8
<i>IEC-C13</i>	9
<i>IEC-C14</i>	10
<i>IEC-C15</i>	10
<i>IEC-C19</i>	10
<i>Bare Wire</i>	11
<i>Twin Power Cable</i>	11

TV Mounting 12

TV Brackets.....	12
<i>Fixed</i>	12
<i>Tilting</i>	13
<i>Full Motion</i>	13
Brackets, Mounts & Stands	14
<i>LCD Brackets</i>	14
<i>Floor Stands</i>	14
<i>Projector, Speaker & Desk Mounts</i>	15
Accessories	15
<i>Adaptors</i>	15
<i>Mounting Kits</i>	15

Power Supplies and Accessories

DOSS Power Supplies and Accessories are essential components for powering and enhancing a wide range of electronic devices and systems. Whether managing industrial equipment, home electronics, or custom DIY projects, these solutions ensure reliable and efficient performance. Build, maintain, or upgrade systems to meet specific needs with confidence and ease.



Scan the QR Code
and view the full range of
[DOSS Power Supplies](#)

USB Power Supplies

PD Quick Chargers



SMPD20C



SMPD35C



SMPD100C



SM524

USB-C Charger

Model	Code	Output	Input	Max. Power	Features
SMPD20C	33774631	USB-C: 5V, 9V, 12V (20W Max.)	100-240V AC, 50-60Hz 0.8A	20W Max.	<ul style="list-style-type: none"> 1 × USB-C connector Mini and compact Smart & fast charging with PD 2.0
SMPD35C	33774634	USB-C: 5V, 9V, 12V, 15V, 20V (30W Max.) USB-A: 5V, 9V, 12V, 15V, 20V (30W Max.) USB-A+C: 5V (18W Max.)	100-240V AC, 50-60Hz 1A	35W Max.	<ul style="list-style-type: none"> 1 × USB-A, 1 × USB-C connectors GaN powered smart & fast charging with PD 3.0 & QC 3.0
SMPD100C	33774636	USB-C (1): 5V, 9V, 12V, 15V, 20V (100W Max.) USB-C (2): 5V, 9V, 12V (20W Max.) USB-A: 5V, 9V, 12V (18W Max.)	100-240V AC, 50-60Hz 2A	100W Max.	<ul style="list-style-type: none"> 2 × USB-C, 1 × USB-A connectors GaN powered smart & fast charging with PD 3.0/2.0 & QC 4.0/3.0
SM524	33774437	USB-C: 5V (12W Max.)	100-240V AC, 50-60Hz 0.3A	12W Max.	<ul style="list-style-type: none"> 1 × USB-C connector Mini and compact

Travel Chargers



SM568B
● 33774600

Output	5V 6.8A, 34W Max.
Input	100-240V AC, 50-60Hz 0.9A
Outputs	4 × USB
Adaptors	AU and USA (UK and EU plugs available separately)
Colour	Black

EU Plug Adaptors



SM568BEU 33774582 SM568WEU 33774592

UK Plug Adaptors




SM568BUK 33774584 SM568WUK 33774594

Switchmode Power Supplies

Switchmode Power Supplies are commonly used in devices such as computers, telecommunications equipment, and LED lighting systems, providing consistent and reliable power for demanding operations.

Plug Types



Power Supplies

Wall Plug

Model	Code	Voltage	Amp	Connector	Interchangeable	Type
SM510	33774375	5V DC	1A	1.3mm	Yes	Wall (C)
SM530	33774380	5V DC	3A	2.1mm	Yes	Wall (A)
SM540	33774382	5V DC	4A	2.1mm	Yes	Wall (A)
SM620	33774385	6V DC	2A	2.1mm	Yes	Wall (A)
SM905	33774402	9V DC	500mA	2.1mm	Yes	Wall (C)
SM917	33774410	9V DC	1.7A	2.1mm & 2.5mm	Yes	Wall (A)
SM1202	33774417	12V DC	250mA	2.1mm	Yes	Wall (C)
SM1203	33774438	12V DC	300mA	F-Type	No	Wall (C)
SM1205	33774420	12V DC	500mA	2.1mm & 2.5mm	Yes	Wall (C)
SM1210	33774421	12V DC	1A	2.1mm	Yes	Wall (A)
SM1215	33774426	12V DC	1.5A	2.1mm & 2.5mm	Yes	Wall (A)
SM1225	33774500	12V DC	2.5A	2.1mm	Yes	Wall (B)
SM1503	33774560	15V DC	300mA	2.1mm	Yes	Wall (A)
SM1516	33774427	15V DC	1.6A	2.1mm	Yes	Wall (A)
SM2406	33774430	24V DC	650mA	2.1mm	Yes	Wall (A)
SM2410	33774340	24V DC	1.25A	2.1mm	Yes	Wall (B)

Power Supplies

Desktop Plug

Code	Model	Voltage	Amp	Connector	Interchangeable	Type
SM520	33774378	5V DC	2A	2.1mm & Figure 8	Yes	Desktop (Figure 8)
SM1240	33771335	12V DC	4A	2.5mm & Figure 8	Yes	Desktop (Figure 8)
SM1250	33771340	12V DC	5A	2.1mm & IEC	Yes	Desktop (IEC)
SM1265	33771345	12V DC	6.5A	2.1mm & Clover	No	Desktop (Clover)
SM1540	33774436	15V DC	4A	2.1mm & Figure 8	Yes	Desktop (Figure 8)
SM1810	33774428	18V DC	1.33A	2.1mm & Figure 8	No	Desktop (Figure 8)
SM1820B	33774702	18V DC	2A	Bare Wire & Figure 8	No	Desktop (Figure 8)
SM1830	33774704	18V DC	3A	2.1mm & IEC	No	Desktop (IEC)
SM2030	33774720	20V DC	3A	2.1mm & IEC	No	Desktop (IEC)
SM2420	33774341	24V DC	2A	2.1mm & Figure 8	Yes	Desktop (Figure 8)
SM2429B	33774347	24V DC	2.9A	Bare Wire & Figure 8	No	Desktop (Figure 8)
SM2440	33774344	24V DC	3.75A	2.1mm & Clover	No	Desktop (Clover)
PS4825	33774416	48V DC	2.5A	2.1mm & IEC	No	Desktop (IEC)

For Raspberry Pi



Type-C 5.1V DC 3A Power Supply

SM530C

33774379

- Compatible with Raspberry Pi 4 Model B (all variants)
- AU plug
- USB Type-C plug
- 5.1V 3A output providing reliable power

Interchangeable Tips

DC Plugs



PW8021
30978021



PW8022
30978022



PW8023
30978023



PW8025
30978025



PW8026
30978026

Connectors	DC Plug (Yellow Ring)	DC Plug (Black Ring)	DC Plug (Yellow Ring)	DC Plug (Yellow Ring)	DC Plug (Black Ring)
Connector Size	ID: Ø0.7mm OD: Ø2.35mm	ID: Ø1.1mm OD: Ø3.0mm	ID: Ø1.7mm OD: Ø4.75mm	ID: Ø1.7mm OD: Ø4.0mm	ID: Ø2.1mm OD: Ø5.5mm
Length	11mm	11mm	9.5mm	9.5mm	12mm
Application	Switchmode Power Supplies	Switchmode Power Supplies	Switchmode Power Supplies	Switchmode Power Supplies	Switchmode Power Supplies



PW8028
30978028



PW8030
30978030



PW8033
30978033



PW8026R
30978027



PW8028R
30978029

Connectors	DC Plug (Black Ring)	3.5mm	DC Plug (Black Ring)	Right-Angle DC Plug	Right-Angle DC Plug
Connector Size	ID: Ø2.5mm OD: Ø5.5mm	OD: Ø3.5mm	ID: Ø1.3mm OD: Ø3.5 mm	ID: Ø2.1mm OD: Ø5.5mm	ID: Ø2.5mm OD: Ø5.5mm
Length	12mm	14mm	10mm	12mm	12mm
Application	Switchmode Power Supplies	Switchmode Power Supplies	Switchmode Power Supplies	Switchmode Power Supplies	Switchmode Power Supplies

DC To Screw Terminals



PW8018
30978018



PW8050
30978050



PW8082
30978082



PW8084
30978084

Connectors	DC plug to screw terminals	DC socket to screw terminals	DC plug to screw terminals	DC socket to screw terminals
Connector Size	2.1mm	2.1mm	2.5mm	2.5mm
Application	Combination power RG59/6 cables	Combination power RG59/6 cables	Combination power RG59/6 cables	Combination power RG59/6 cables

Power Boards and Extension Leads

Essential for managing power distribution efficiently and safely. Designed for both everyday and heavy-duty use, they provide the flexibility needed to power multiple devices or reach distant outlets. Simplify power needs and stay connected wherever needed.



Scan the QR Code
and view the full range of
[DOSS Power Supplies](#)

Power Boards



PB60



PB40



SPB44

Model	Code	Outlets	Cord Length	Power	Features
PB60	33531006	6 Outlets	1m	240V AC 10A, 2400W	<ul style="list-style-type: none"> ■ Rounded edges designed to avoid scratching furniture and other surfaces ■ Concealed slots for hanging & slimline design ■ Press to reset overload button
PB40	33531003	4 Outlets	1m	240V AC 10A, 2400W	<ul style="list-style-type: none"> ■ Rounded edges designed to avoid scratching furniture and other surfaces ■ Concealed slots for hanging & slimline design ■ Press to reset overload button
SPB44	33531007	4 Outlets	1.2m	240V AC 10A, 2400W	<ul style="list-style-type: none"> ■ Surge protected ■ Individual ON/OFF switches ■ Wide spaced outlets allow for adaptors and other wide plugs

Extension Leads








White and black extension leads

Model	Code	Length	Power	Amps	Watts	Colour
EXL2M	27782012	2m	230/240V AC	10A	2400W	White
EXL2MB	27782013	2m	230/240V AC	10A	2400W	Black
EXL3M	27782017	3m	230/240V AC	10A	2400W	White
EXL3MB	27782020	3m	230/240V AC	10A	2400W	Black
EXL5M	27782032	5m	230/240V AC	10A	2400W	White
EXL5MB	27782036	5m	230/240V AC	10A	2400W	Black
EXL7M	27782040	7m	230/240V AC	10A	2400W	White
EXL7MB	27782041	7m	230/240V AC	10A	2400W	Black
EXL10M	27782048	10m	230/240V AC	10A	2400W	White
EXL10MB	27782049	10m	230/240V AC	10A	2400W	Black
EXL15M	27782050	15m	230/240V AC	10A	2400W	White
EXL15MB	27782051	15m	230/240V AC	10A	2400W	Black
EXL20M	27782081	20m	230/240V AC	10A	2400W	White
EXL20MB	27782083	20m	230/240V AC	10A	2400W	Black

Appliance Power Leads

IEC Connector Types

C5 / C6 (Clover Leaf)	C7 / C8 (Figure 8)	C13 / C14	C15 / C16	C19 / C20
				
Widely used for laptop power supplies	Used on an array of devices such as TVs, Bluray players and laptop chargers	Frequently used for computers, monitors and old laptop power supplies	Similar to C13 but with a higher power rating. Also known as a "Kettle" plug	High amp rated connector used in high-power situations such as workstations or servers

Power Leads

IEC-C5 (Clover Leaf)

IEC-C5 (Clover Leaf) to 3-pin main



Straight IEC-C5

Model	Code	Connector	Plug/Socket	Length	Lead	Colour
CLPC52	27752420	IEC-C5	3-pin plug	2m	Round	Black
CLPC53	27752422	IEC-C5	3-pin plug	3m	Round	Black
CLPC55	27752424	IEC-C5	3-pin plug	5m	Round	Black

IEC-C5 to right-angle 3-pin plug



Right-Angle IEC-C5

Model	Code	Connector	Plug/Socket	Length	Lead	Colour
CLPC52RS	27752400	IEC-C5	Right-angle 3-pin plug with inline switch	2m	Round	Black
RCLPC52	27752426	Right-angle IEC-C5	3-pin plug	2m	Round	Black
RCLPC53	27752428	Right-angle IEC-C5	3-pin plug	3m	Round	Black

Right-angle IEC-C5 to 3-pin plug

IEC-C7 (Figure 8)



IEC-C7 to 2-pin main with curly lead



IEC-C7 (Figure 8) to 2-pin main

Straight IEC-C7

Power	Code	Connector	Plug/Socket	Length	Lead	Colour
C720AC	27752005	IEC-C7	2-pin plug	2m	Curly	Black
705AC	27871025	IEC-C7	2-pin plug	0.5m	Flat	Black
710AC	27871028	IEC-C7	2-pin plug	1m	Flat	Black
720AC	27871032	IEC-C7	2-pin plug	2m	Flat	Black
730AC	27871033	IEC-C7	2-pin plug	3m	Flat	Black
750AC	27871035	IEC-C7	2-pin plug	5m	Flat	Black
720ACW	27871045	IEC-C7	2-pin plug	2m	Flat	White

IEC-C7 (Figure 8)



IEC-C7 to right-angle 2-pin main



Right-angle IEC-C7 to right-angle 2-pin main

Right-Angle IEC-C7

Model	Code	Connector	Plug/Socket	Length	Lead	Colour
710ACR	27871040	IEC-C7	Right-angle 2-pin plug	1m	Flat	Black
720ACR	27871042	IEC-C7	Right-angle 2-pin plug	2m	Flat	Black
720ACRW	27871047	IEC-C7	Right-angle 2-pin plug	2m	Flat	White
R720ACR	27871072	Right-angle IEC-C7	Right-angle 2-pin plug	2m	Flat	Black
R730ACR	27871074	Right-angle IEC-C7	Right-angle 2-pin plug	3m	Flat	Black
R750ACR	27871070	Right-angle IEC-C7	Right-angle 2-pin plug	5m	Flat	Black
R720AC	27871105	Right-angle IEC-C7	2-pin plug	2m	Flat	Black

IEC-C13



IEC-C13 to 3-pin main with curly lead



IEC-C13 to 3-pin main



IEC-C13 to 3-pin main



IEC-C13 to IEC-C14



IEC-C13 to right-angle 3-pin

Straight IEC-C13

Model	Code	Connector	Plug/Socket	Length	Lead	Colour
CK9-2MT	27751905	IEC-C13	3-pin plug	2m	Curly	Black
K9-0.5MB	27752108	IEC-C13	3-pin plug	0.5m	Round	Black
K9-1MB	27752110	IEC-C13	3-pin plug	1m	Round	Black
K9-2MB	27752115	IEC-C13	3-pin plug	2m	Round	Black
K9-2MYEL	27752116	IEC-C13	3-pin plug	2m	Round	Yellow
K9-2MOR	27752117	IEC-C13	3-pin plug	2m	Round	Orange
K9-3MB	27752120	IEC-C13	3-pin plug	3m	Round	Black
K9-5MB	27752125	IEC-C13	3-pin plug	5m	Round	Black
K9-1MW	27752170	IEC-C13	3-pin plug	1m	Round	White
K9-2MW	27752175	IEC-C13	3-pin plug	2m	Round	White
K9-3MW	27752180	IEC-C13	3-pin plug	3m	Round	White
K9-5MW	27752185	IEC-C13	3-pin plug	5m	Round	White
K9-2MTMED	27752215	IEC-C13	3-pin plug	2m	Round	Orange
K10-2MT	27752310	IEC-C13	IEC-C14	2m	Round	Black
K10-5MT	27752320	IEC-C13	IEC-C14	5m	Round	Black
K10-2MTW	27752350	IEC-C13	IEC-C14	2m	Round	White
K10-5MTW	27752360	IEC-C13	IEC-C14	5m	Round	White
K9-0.5MTR	27752236	IEC-C13	Right-angle 3-pin plug	0.5m	Round	Black
K9-1MTR	27752237	IEC-C13	Right-angle 3-pin plug	1m	Round	Black
K9-1.5MTR	27752239	IEC-C13	Right-angle 3-pin plug	1.5m	Round	Black
K9-2MTR	27752240	IEC-C13	Right-angle 3-pin plug	2m	Round	Black
K9-3MTR	27752241	IEC-C13	Right-angle 3-pin plug	3m	Round	Black

IEC-C13



Right-angle IEC-C13 to right-angle 3-pin

2 x IEC-C13 to 3-pin plug with 'Y' connector



2 x IEC-C13 to IEC-C14 with 'Y' connector



Right-Angle IEC-C13

Model	Code	Connector	Plug/Socket	Length	Lead	Colour
K9-RA2MR	27752242	Right-angle IEC-C13	Right-angle 3-pin plug	2m	Round	Black
K9-RA2MT	27752260	Right-angle IEC-C13	3-pin plug	2m	Round	Black
K9-RA3MT	27752261	Right-angle IEC-C13	3-pin plug	3m	Round	Black
K9-RA5MT	27752263	Right-angle IEC-C13	3-pin plug	5m	Round	Black
K9-RA2MTW	27752270	Right-angle IEC-C13	3-pin plug	2m	Round	White

2 x IEC-C13 with 'Y' connector

Model	Code	Connector	Plug/Socket	Length	Lead	Colour
K9YIEC2	27752290	2 x IEC-C13	3-pin plug	2m	Round	Black
K10YIEC2	27752380	2 x IEC-C13	IEC-C14	2m	Round	Black

IEC-C14



Short UPS Lead, IEC-C14 to 3-pin socket

Model	Code	Connector	Plug/Socket	Length	Lead	Colour
K15IEC	27752105	IEC-C14	3-pin socket	15cm	Round	Black

IEC-C15



IEC-C15 notched to 3-pin plug

Model	Code	Connector	Plug/Socket	Length	Lead	Colour
K9HT-1MB	27752112	IEC-C15 notched	3-pin plug	1m	Round	Black
K9HT-2MB	27752113	IEC-C15 notched	3-pin plug	2m	Round	Black

IEC-C19

IEC-C19 to 3-pin plug



IEC-C19 to IEC-C20

Model	Code	Connector	Plug/Socket	Length	Lead	Colour
K19-1MB15A	27752610	IEC-C19	3-pin plug	1m	Round	Black
K19-2MB15A	27752620	IEC-C19	3-pin plug	2m	Round	Black
K19-3MB15A	27752630	IEC-C19	3-pin plug	3m	Round	Black
K19-5MB15A	27752640	IEC-C19	3-pin plug	5m	Round	Black
K20-2MB	27752720	IEC-C19	IEC-C20	2m	Round	Black
K20-5MB	27752740	IEC-C19	IEC-C20	5m	Round	Black

Bare Wire



2 core bare wire to 2-pin plug



3 core bare wire to 3-pin plug



2 core bare wire to 2-pin plug & inline switch

Model	Code	Connector	Plug/Socket	Amp	Length	Lead	Colour
22PB	27753003	2 Core Bare Wire	2-pin plug	7.5A	2m	Flat	Black
32PB	27753004	2 Core Bare Wire	2-pin plug	7.5A	3m	Flat	Black
23PB075	27753006	3 Core Bare Wire	3-pin plug	7.5A	2m	Round	Black
23PB100	27753008	3 Core Bare Wire	3-pin plug	10A	2m	Round	Black
23PBR	27753007	3 Core Bare Wire	Right-angle 3-pin plug	7.5A	2m	Round	Black
23PW	27753018	3 Core Bare Wire	3-pin plug	7.5A	2m	Round	White
53PB	27753022	3 Core Bare Wire	3-pin plug	7.5A	5m	Round	Black
53PW	27753024	3 Core Bare Wire	3-pin plug	7.5A	5m	Round	White
18WS	27871050	2 Core Bare Wire	2-pin plug with inline switch	7.5A	2.3m	Flat	White
18BS	27871060	2 Core Bare Wire	2-pin plug with inline switch	7.5A	2.3m	Flat	Black

Twin Power Cable



2 core bare wire

Model	Code	Connector	Plug/Socket	Length	Lead	Colour
2X24-.2PB-1M	05093003	2 Core Bare Wire	2 Core Bare Wire	1m*	Round	Black
2X24-.2PW-1M	05093005	2 Core Bare Wire	2 Core Bare Wire	1m*	Round	White
2X24-.2PG-1M	05093006	2 Core Bare Wire	2 Core Bare Wire	1m*	Round	Grey

*Also sold in 100m rolls

Brackets, Mounts & Stands

The DOSS range of brackets, mounts and stands includes reliable solutions for TVs, projectors, speakers, tablets and monitors. Designed for both residential and commercial use, the range covers fixed, tilt, and full motion wall mounts, floor stands, ceiling brackets, desk mounts and more. With options to suit a variety of screen sizes and applications, DOSS products offer strong, flexible and easy-to-install solutions for any AV setup.



Scan the QR Code and view the full range of [DOSS Brackets & Stands](#)

TV Brackets




NEW!

Fixed, Tilting & Full Motion Mounts

The new range of DOSS TV mounts offers a comprehensive selection of mounting solutions designed to suit screens from compact sizes to large displays up to 100". The range includes fixed wall mounts for a clean, low profile finish, tilt mounts that allow for improved viewing angles, and full motion arms that provide enhanced flexibility for positioning. Built to accommodate a wide variety of VESA mounting patterns and weight requirements, these mounts are engineered for strength, reliability, and ease of installation. Ideal for home theatre setups, boardrooms, retail displays, classrooms, and commercial fit-outs.

Fixed

NEW!




32" to 55" Medium Fixed TV Wall Mount

FIX4450 43136350

- Strong mount for flush medium TV installations.
- Easy-release pull tabs
- Mount in wood studs, brick or concrete
- Heavy guage steel construction
- Powder-coated black finish
- Included spirit level for easy professional installation
- 10 year warranty

NEW!



60" to 100" Large Fixed TV Wall Mount

FIX9675 43136354

- Strong mount for flush large TV installations.
- Easy-release pull tabs
- Mount in wood studs, brick or concrete
- Heavy guage steel construction
- Powder-coated black finish
- Included spirit level for easy professional installation
- 10 year warranty

Technical Data

VESA Compatible	200×200 to 400×400
Screen Size	32" Min., 55" Max.
Weight Capacity	50kg (Rated)
Distance From Wall	25mm

Technical Data

VESA Compatible	200×200 to 900×600
Screen Size	60" Min., 100" Max.
Weight Capacity	75kg (Rated)
Distance From Wall	30.5mm

TV Brackets

↑ Tilting

★ NEW!



32" to 55" Medium Tilt TV Wall Mount

TILT4450

43136360

Strong tilting mount for medium TV installations.

- Mount in wood studs, brick or concrete
- Heavy gauge steel construction
- Powder-coated black finish
- Included spirit level for easy professional installation
- 10 year warranty

★ NEW!



60" to 100" Large Tilt TV Wall Mount

TILT9675

43136364

Strong tilting mount for large TV installations.

- Mount in wood studs, brick or concrete
- Heavy gauge steel construction
- Powder-coated black finish
- Included spirit level for easy professional installation
- 10 year warranty

Technical Data

VESA Compatible	200×200 to 400×400
Screen Size	32" Min., 55" Max.
Weight Capacity	50kg (Rated)
Distance From Wall	40mm

Technical Data

VESA Compatible	200×200 to 900×600
Screen Size	60" Min., 100" Max.
Weight Capacity	75kg (Rated)
Distance From Wall	85mm

↻ Full Motion

★ NEW!



13" to 42" Small Full Motion TV Mount

FM2220

43136370

Strong full-motion mount for small TV installations.

- Easy single-stud installation
- 10 year warranty

Technical Data

VESA Compatible	75×75 to 200×200
Screen Size	13" Min., 42" Max.
Weight Capacity	20kg (Rated)
Distance From Wall	60mm to 364mm

★ NEW!



32" to 55" Medium Full Motion TV Mount

FM4425

43136374

Strong full-motion mount for medium TV installations.

- Easy single-stud installation
- 10 year warranty

Technical Data

VESA Compatible	75×75 to 400×400
Screen Size	32" Min., 55" Max.
Weight Capacity	25kg (Rated)
Distance From Wall	49mm to 404mm

★ NEW!



60" to 90" Large Full Motion TV Mount

FM6450

43136378

Strong full-motion mount for large TV installations.

- 650mm backplate for versatile installation
- 10 year warranty

Technical Data

VESA Compatible	200×200 to 600×400
Screen Size	60" Min., 90" Max.
Weight Capacity	50kg (Rated)
Distance From Wall	64mm to 510mm

Brackets, Mounts & Stands

LCD Brackets



15" to 24" 20kg Wall Bracket

LCD01AB **43130152**

- VESA from 50×50 to 100×100
- Tilt 20° & Turn 180°
- Distance from wall: 50mm
- Black aluminium alloy
- 12 month warranty



26" to 55" 30kg Tilt/Turn Wall Bracket

LCD07B **43136067**

- VESA from 50×50 to 400×300
- Tilt 15° & Turn 90°
- Distance from wall: 60 to 350mm
- Black iron, aluminium alloy, plastic
- 12 month warranty



32" to 80" 70kg Tilt/Turn Wall Bracket

LCD08B **43136071**


- VESA from 75×75 to 455×750
- 2-pivot, Tilt 15° & Turn 180°
- Distance from wall: 110 to 610mm
- Black iron
- 12 month warranty



26" to 42" 30kg Tilt/Turn Wall Bracket

LCD20B **43136306**

- VESA from 75×75 to 100×200
- 2-pivot, Tilt 15° & Turn 180°
- Distance from wall: 300mm
- Black aluminium alloy
- 12 month warranty



42" to 100" 60kg Full Motion Wall Bracket

LCD08B **43136071**

- VESA from 100×100 to 800×600
- Tilt -11° to +11°, Swivel ±60° & Rotation ±4°
- Distance from wall: 76 to 635mm
- Black steel
- 12 month warranty



37" to 80" 40kg Full Motion Wall Bracket

LCD08B **43136071**

- VESA from 100×100 to 600×400
- Tilt -11° to +2°, Swivel ±90° & Rotation ±3°
- Distance from wall: 72 to 510mm
- Black powder-coated steel
- 12 month warranty

Floor Stands



42" to 100" 50kg Large TV Stand

LCDP28 **43136333**

- Ideal for meetings, classrooms, function rooms, and other professional settings.
- Locking castors for easy mobility and secure positioning
- Clean white finish for a sleek, professional look
- Large AV shelf for accessories like PCs, DVD players, etc.

Technical Data

Overall Size (H×W×D) 1750mm × 750mm × 570mm

Shelf Size (W×D) 700mm × 220mm

VESA Compatible 200×200 to 800×600

Screen Size 42" to 100"

Weight Up to 50kg

Height Adjustable 130cm to 155cm

Brackets, Mounts & Stands

Projector Mounts



10kg Ceiling Projector Mount

CPB2

43136405

- Fully adjustable to fit a wide range of projector hole patterns
- Vertical Tilt: $\pm 15^\circ$
- Horizontal Tilt: 15°
- Mount height up to 250mm to 350mm from ceiling



15kg Ceiling Projector Mount

LCDPB1B

43136111

- Fully adjustable to fit a wide range of projector hole patterns
- Horizontal Tilt: 15°
- Mount height up to 220mm to 290mm from ceiling

Speaker Mounts



15kg Speaker Wall Brackets

SPKB1

43136120

- Horizontal Tilt: 270°
- Vertical Tilt: 15°
- Max. Weight Capacity: 15kg
- Supplied in pairs

Speaker Stands




60kg PA Speaker Floor Stand

PASS02

43140070

- Load Capacity: 60kgs
- Adjustable Height: 1.1m to 1.8m
- Pole Diameter: 35mm
- Matte black finish

Desk Mounts



15" to 24" 15kg Desk Mount

LCDM2B

43136146

- VESA from 50×50 to 100×100
- Tilt 90° , Turn 360°
- Black iron
- 12 month warranty

Accessories

Adaptors



Universal VESA Adaptor Plate


ADPL42

43136195

Designed to convert 200×200 VESA standard mounts to suit a TV that has larger 400×200 VESA mounting holes.

- Easy & quick installation
- Suited for TVs between 23" to 42"
- Max. Weight: 30kg

Mounting Kits



TV Mount Tilting Kit 0° to 15° Tilt

BLTHOOK

00904270

Provides 0°-15° tilt for TV mounts. Kit includes:

- 4 hooks for tilting mount
- 4 screws set to secure tilting kit on TV bracket